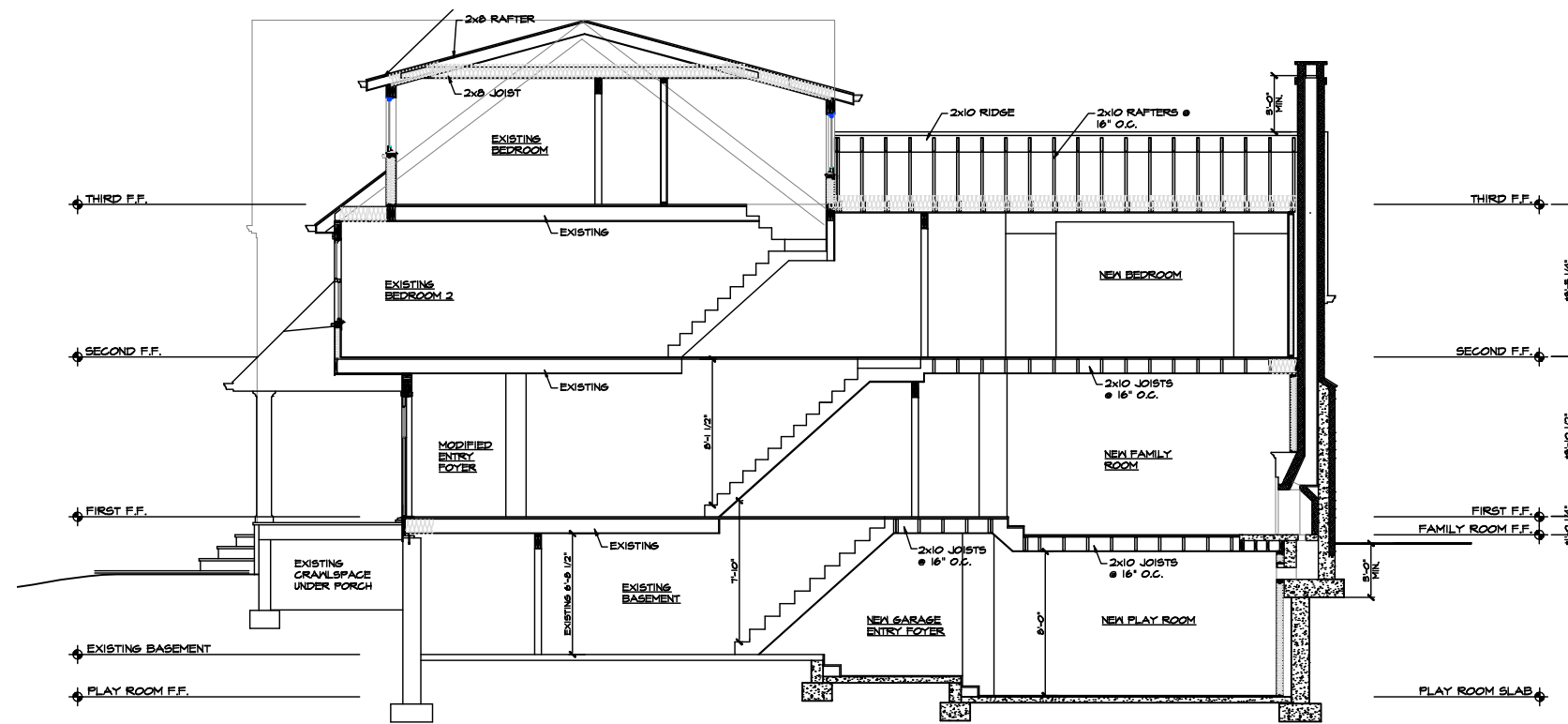


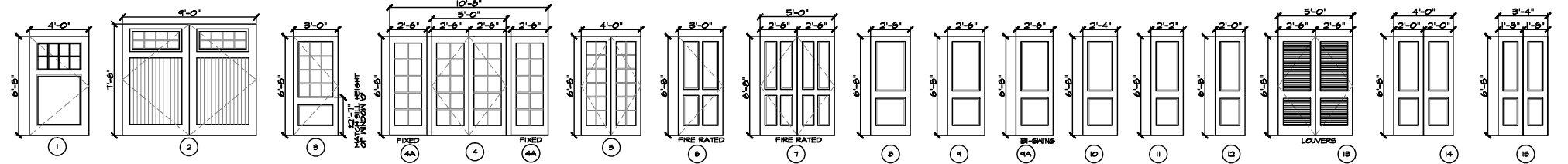
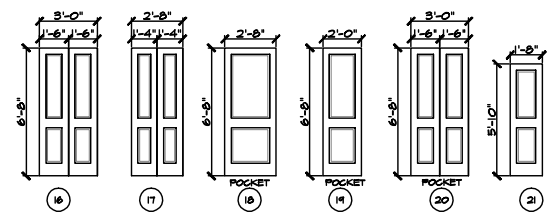
KANIA RESIDENCE

201 WASHINGTON AVENUE
CHATHAM,
NJ 07928



01 BUILDING SECTION
SCALE: 1/4" = 1'-0"

DOOR SCHEDULE														
PROJECT: KANIA RESIDENCE														
FIRST FLOOR														
No.	Quantity	Loc. (from-to)	Nominal size (w x h)	Thk.	Material	Finish	Type	Swing	Glazing	Threshold	Hinge	Closer	Hardware	Remarks
1	1	FRONT DOOR	4'-0" x 6'-8"	2 1/4"	WOOD	PRIMED & PAINTED								EXTERIOR DOOR
2	2 PAIRS	GARAGE DOOR	4'-0" x 7'-6"	TBD	WOOD	PRIMED & PAINTED								CUSTOM WOOD, TBD BY CLIENT.
3	3	REAR KITCHEN DOOR, MASTER BALCONY	3'-0" x 6'-8"	2 1/4"	WOOD	PRIMED & PAINTED								EXTERIOR DOOR
4	1 SET	PATIO DOOR/WINDOW ASSEMBLY	10'-6" x 6'-8"	2 1/4"	WOOD	PRIMED & PAINTED								EXTERIOR FRENCH DOORS, DOUBLE 2'-6" DOORS AND (2) 2'-6" SIDE WINDOWS
5	1 SET	NEW BEDROOM FRENCH BALCONY	4'-0" x 6'-8"	2 1/4"	WOOD	PRIMED & PAINTED								EXTERIOR DOORS, (2) 2'-0" DOORS
6	1	HOUSE/GARAGE DOOR	6'-0" x 6'-8"	2 1/4"	WOOD	PRIMED & PAINTED								EXTERIOR FIRE-RATED.
7	2 SETS	GARAGE STORAGE AREAS	5'-0" x 6'-8"	2 1/4"	WOOD	PRIMED & PAINTED								EXTERIOR FIRE-RATED, (2) 2'-6" DOORS
8	4	MOD. B.R.2 CLOSET, MOD. B.R. 1, NEW B.R.	2'-8" x 6'-8"	1 3/4"	WOOD	PRIMED & PAINTED								INTERIOR DOORS
9	2	LAUNDRY ROOM, BASEMENT STAIRS	2'-6" x 6'-8"	1 3/4"	WOOD	PRIMED & PAINTED								INTERIOR DOORS
10A	2	PANTRY	2'-6" x 6'-8"	1 3/4"	WOOD	PRIMED & PAINTED								INTERIOR BI-SWING DOORS.
10B	6	MOD. B.R. CLOSET, MASTR. BATH, MASTR. CLOSET	2'-4" x 6'-8"	1 3/4"	WOOD	PRIMED & PAINTED								INTERIOR DOORS
11	5	BASEMENT BATH, 1ST FL. BATH, 1ST FL. CL., NEW B.R. BATH, MOD. B.R. 2 BATH	2'-2" x 6'-8"	1 3/4"	WOOD	PRIMED & PAINTED								INTERIOR DOORS
12	1	2ND FLOOR CLOSET	2'-0" x 6'-8"	1 3/4"	WOOD	PRIMED & PAINTED								INTERIOR DOORS
13	1 SET	BASEMENT MECHANICAL ROOM	5'-0" x 6'-8"	1 3/4"	WOOD	PRIMED & PAINTED								INTERIOR DOORS, (2) 2'-6" LOUVERED DOORS
14	2 SETS	DINING ROOM CLOSETS	4'-0" x 6'-8"	1 3/4"	WOOD	PRIMED & PAINTED								INTERIOR DOORS, (2) 2'-0" DOORS
15	1 SET	MASTER BEDROOM	3'-4" x 6'-8"											INTERIOR DOORS, (2) 1'-8" DOORS
16	1 SET	NEW BEDROOM CLOSET	6'-0" x 7'-0"	1 3/4"	WOOD	PRIMED & PAINTED								INTERIOR DOORS, (2) 1'-6" DOORS.
17	2 SETS	BASEMENT CLOSETS	2'-8" x 6'-8"	1 3/4"	WOOD	PRIMED & PAINTED								INTERIOR DOORS, (4) 1'-4" DOORS.
18	1	HEADQUARTERS	2'-8" x 6'-8"	1 3/4"	WOOD	PRIMED & PAINTED								INTERIOR POCKET DOOR
19	1	MASTER TOILET	2'-0" x 7'-0"	1 3/4"	WOOD	PRIMED & PAINTED								INTERIOR POCKET DOOR
20	2 SETS	KITCHEN/LIVING ROOM	3'-0" x 6'-8"	1 3/4"	WOOD	PRIMED & PAINTED								INTERIOR POCKET DOORS, (4) 1'-6" DOORS.
21	4	NEW BEDROOM CLOSET	1'-8" x 5'-10"	1 3/4"	WOOD	PRIMED & PAINTED								INTERIOR DOORS



REV.	DATE	ISSUE	REMARK
	12.06.15	FOR FILING	

JOB #
SET:
- BUILDING SECTION
- DOOR SCHEDULE

HILAND HALL TURNER
NJ LIC. # 120714

HILAND HALL TURNER & ASSOCIATES P.A.
ARCHITECTS
2 CLAREMONT ROAD, BERNARDSVILLE, NJ 07904 908-696-0072

A-09

02 DOOR SCHEDULE
SCALE: 1/4" = 1'-0"